

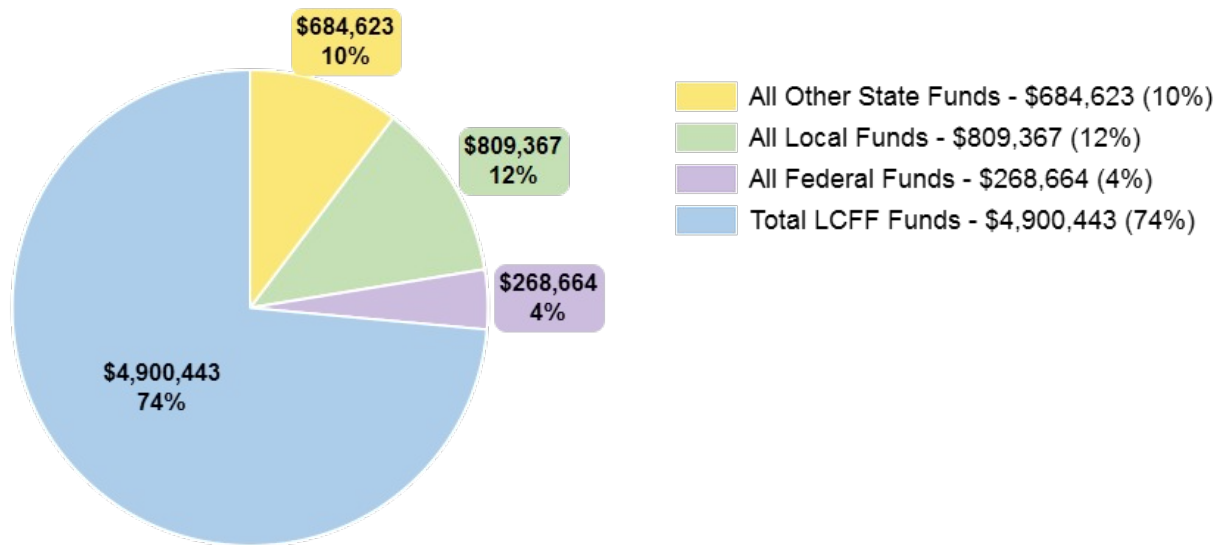
**Envision Academy of Arts & Tech
2019 LCAP**

LCFF Budget Overview for Parents

School districts receive funding from different sources: state funds under the Local Control Funding Formula (LCFF), other state funds, local funds, and federal funds. LCFF funds include a base level of funding for all LEAs and extra funding - called "supplemental and concentration" grants - to LEAs based on the enrollment of high needs students (foster youth, English learners, and low-income students).

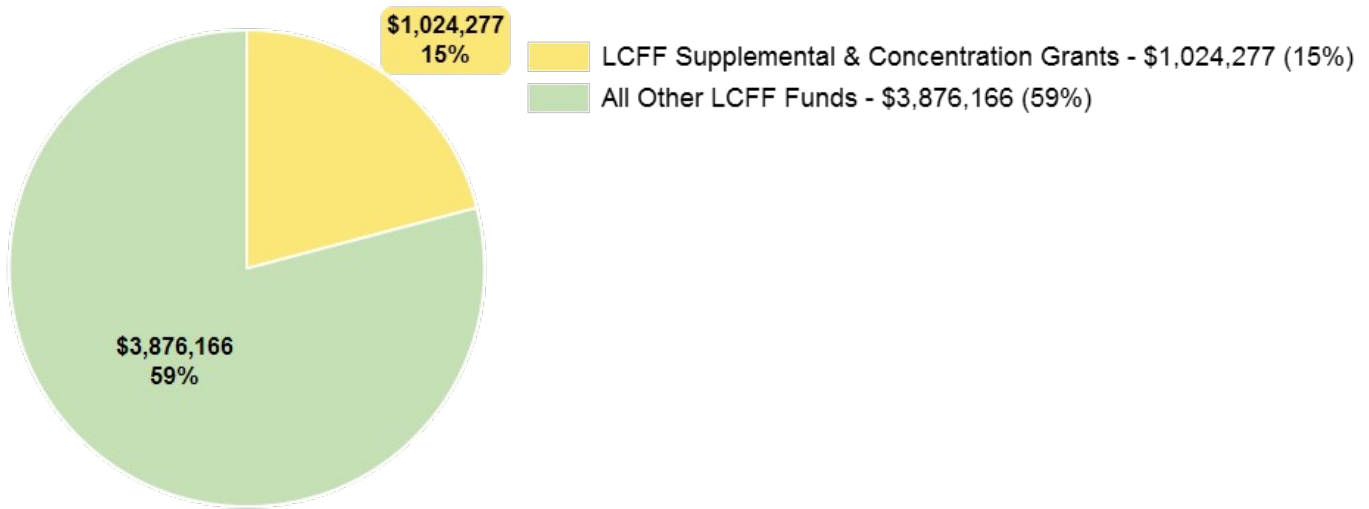
Budget Overview for the 2019-20 LCAP Year

Projected Revenue by Fund Source



Source	Funds	Percentage
All Other State Funds	\$684,623	10%
All Local Funds	\$809,367	12%
All Federal Funds	\$268,664	4%
Total LCFF Funds	\$4,900,443	74%

Breakdown of Total LCFF Funds



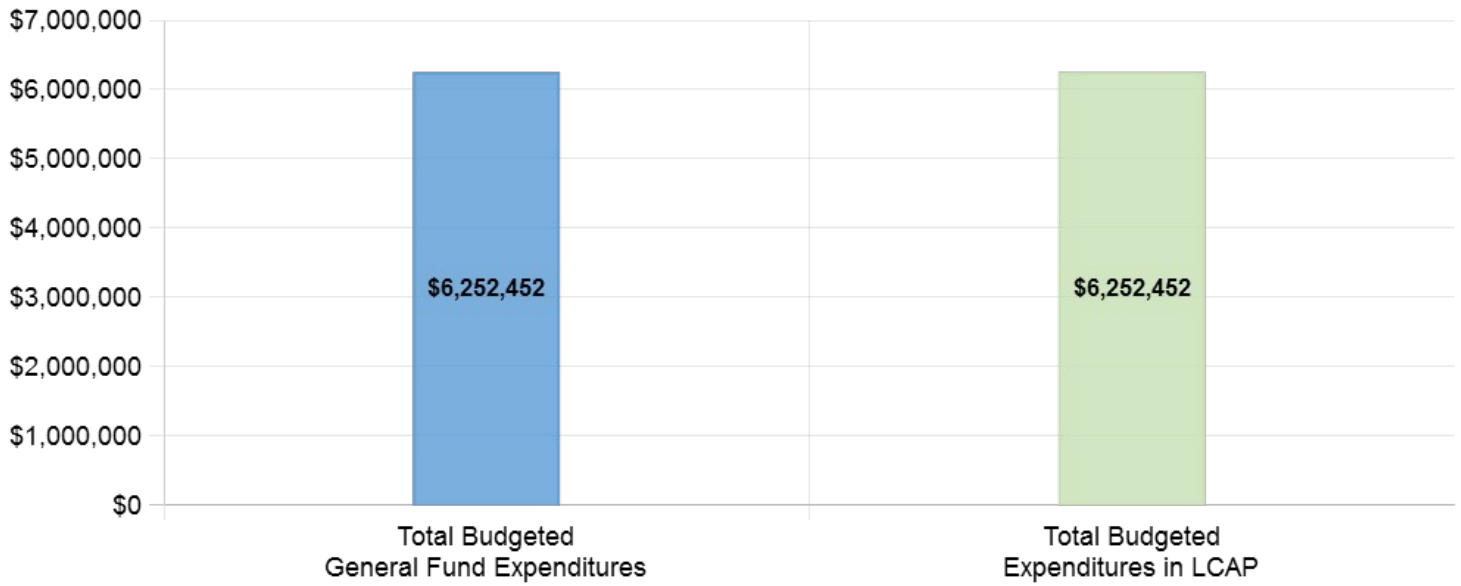
Source	Funds	Percentage
LCFF Supplemental & Concentration Grants	\$1,024,277	15%
All Other LCFF Funds	\$3,876,166	59%

These charts show the total general purpose revenue Envision Academy for Arts & Technology expects to receive in the coming year from all sources.

The total revenue projected for Envision Academy for Arts & Technology is \$6,663,097, of which \$4,900,443 is Local Control Funding Formula (LCFF), \$684,623 is other state funds, \$809,367 is local funds, and \$268,664 is federal funds. Of the \$4,900,443 in LCFF Funds, \$1,024,277 is generated based on the enrollment of high needs students (foster youth, English learner, and low-income students).

The LCFF gives school districts more flexibility in deciding how to use state funds. In exchange, school districts must work with parents, educators, students, and the community to develop a Local Control and Accountability Plan (LCAP) that shows how they will use these funds to serve students.

Budgeted Expenditures



Source	Funds
Total Budgeted General Fund Expenditures	\$6,252,452
Total Budgeted Expenditures in LCAP	\$6,252,452

This chart provides a quick summary of how much Envision Academy for Arts & Technology plans to spend for 2019-20. It shows how much of the total is tied to planned actions and services in the LCAP.

Envision Academy for Arts & Technology plans to spend \$6,252,452 for the 2019-20 school year. Of that amount, \$6,252,452 is tied to actions/services in the LCAP and \$0 is not included in the LCAP. The budgeted expenditures that are not included in the LCAP will be used for the following:

Expenditures that are not included in the LCAP are primarily operational costs that contribute to schools overall function:

1. General certificated and classified salaries and benefits not otherwise specified in the LCAP
2. General supplies
3. Facilities costs and Building repairs & maintenance
4. Depreciation costs
5. Special Education Costs
6. General & Administrative Costs

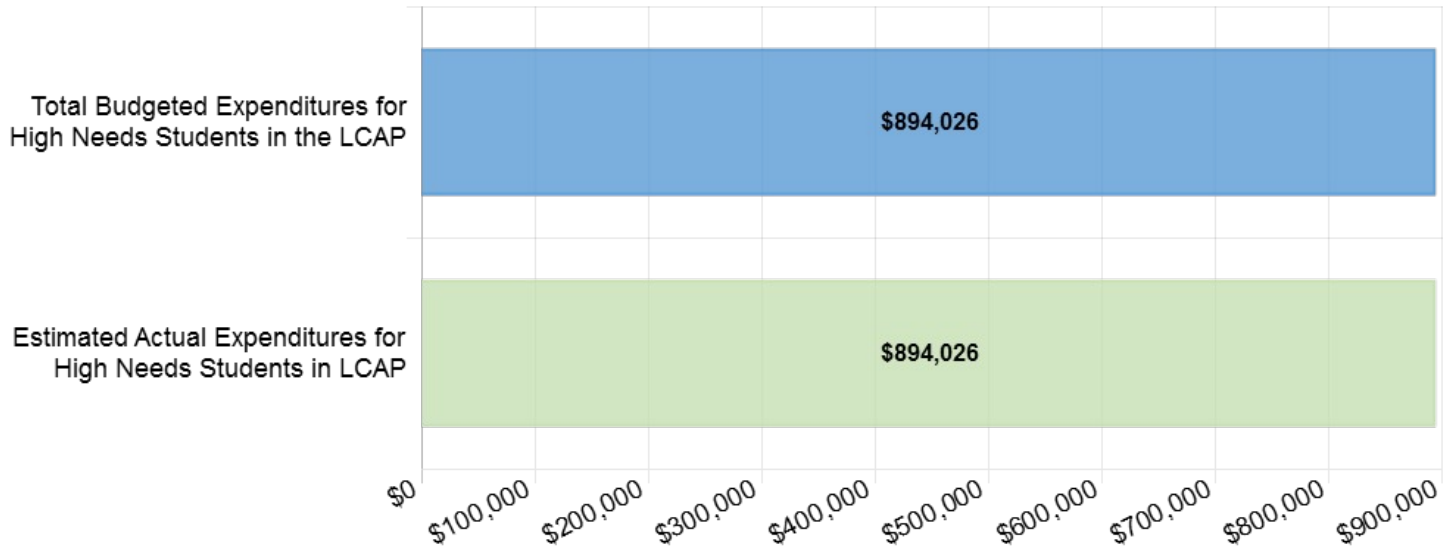
Increase or Improved Services for High Needs Students in 2019-20

In 2019-20, Envision Academy for Arts & Technology is projecting it will receive \$1,024,277 based on the enrollment of foster youth, English learner, and low-income students. Envision Academy for Arts & Technology must demonstrate the planned actions and services will increase or improve services for high needs students compared to the services all students receive in proportion to the increased funding it

receives for high needs students. In the LCAP Envision Academy for Arts & Technology plans to spend \$1,024,277 on actions to meet this requirement.

Update on Increased or Improved Services for High Needs Students in 2018-19

Current Year Expenditures: Increased or Improved Services for High Needs Students



Source	Funds
Total Budgeted Expenditures for High Needs Students in the LCAP	\$894,026
Estimated Actual Expenditures for High Needs Students in LCAP	\$894,026

This chart compares what Envision Academy for Arts & Technology budgeted last year in the LCAP for actions and services that contribute to increasing or improving services for high needs students with what Envision Academy for Arts & Technology estimates it has spent on actions and services that contribute to increasing or improving services for high needs students in the current year.

In 2018-19, Envision Academy for Arts & Technology's LCAP budgeted \$894,026 for planned actions to increase or improve services for high needs students. Envision Academy for Arts & Technology estimates that it will actually spend \$894,026 for actions to increase or improve services for high needs students in 2018-19.

Local Control Accountability Plan and Annual Update (LCAP) Template

LCAP Year: 2019-20

Addendum: General Instructions & regulatory requirements.

Appendix A: Priorities 5 and 6 Rate Calculations

Appendix B: Guiding Questions: Use as prompts (not limits)

LCFF Evaluation Rubrics: Essential data to support completion of this LCAP. Please analyze the LEA's full data set; specific links to the rubrics are also provided within the template.

LEA Name

Envision Academy for Arts & Technology

Contact Name and Title

Eve Gordon

Principal

Email and Phone

eve@envisionacademy.org

510-596-8901

2017-20 Plan Summary

The Story

Describe the students and community and how the LEA serves them.

Envision Academy is located in Oakland, CA and is authorized by the Alameda County Office of Education. The mission of Envision Education is to transform the lives of students by preparing them for success in college and in life (see www.envisionschools.org.) Envision Education was founded in June 2002 as a 510(c)3 charter management organization to deliver high-quality college preparatory education in communities with the greatest need, with the intention of sending the organization's entire student population to college. Envision Education received authorization from the Alameda County Office of Education to operate the Envision Academy of Arts and Technology High School (EA) in February of 2006. EA opened its doors in August 2006 with 62 ninth graders and had its first graduating class in 2010. An initial WASC visit occurred in spring of 2007, resulting in Envision Academy's candidacy for accreditation on June 30, 2007. In June of 2010 and April 2016, Envision Academy received six-year WASC accreditations with mid-term reviews.

Envision Academy is an urban high school located in downtown Oakland that serves approximately 400 students in grades 9-12. Approximately 90% of our students live in the OUSD attendance area and would have attended OUSD high schools if they were not attending our school, their neighborhood schools would be Fremont High School, McClymonds High School or Castlemont High School.

One of the hallmarks of Envision Academy is our portfolio defense process. Students in 10th and 12th grades display their growth and proficiency in the skills of analysis, research, inquiry, and creative expression by presenting and defending their learning to show their readiness for Upper Division and

College.

All of our students take the required A-G classes to graduate eligible for UCs, CSUs, and other 4 year colleges and universities. Many of our students take AP classes, and in June 2018, 24/33 students who took the AP Spanish Language & Literature Exam earned a 3 or above.

LCAP Highlights

Identify and briefly summarize the key features of this year's LCAP.

1. Increase number of students ready for college-level coursework.

All 12th graders take Expository Reading and Writing Course (ERWC) in order to prepare them for college level coursework. This course makes them eligible for credit-bearing college classes.

We will offer two on-site Merritt College dual-enrollment courses in 2019-2020.

Student academic work is guided by school-wide academic competency rubrics. The use of these rubrics supports a high level of proficiency on culminating projects and assessments.

EA's graduation requirements include the A-G courses as well as an intensive career exploration internship in the 11th grade and a Portfolio Defense Exhibition in 10th and 12th grades.

Strong system of professional development for all teachers, including individual coaching for all new teachers.

We track student progress across all grade levels toward proficiency on our school-wide academic competency rubrics, including benchmarks, exhibitions, and final assessment results.

Staff engage in data-driven dialogue and embrace the use of Common Interim Assessment data to drive instruction.

Math teachers engage in intensive professional development and student work analysis.

The performance assessments, culminating in the 10th grade Benchmark Portfolio and the 12th grade College Success Portfolio, constitute demonstrations of content learning, leadership skills, and core competencies (ESLRs).

2. Develop a college-going culture that engages families and community.

We engage our students' families through twice yearly Student Led family conferences, Parent Leadership Team meetings, mailing home progress reports, emails and auto phone messages.

We provide real-time online access to students' grades and attendance data.

Community engagement through the 11th grade Work Learning Experience program, in which all 100+ 11th graders spend 2 weeks interning with professionals in local businesses and non profit organizations in a variety of career fields.

Good integration of technology to complement the development of college/career readiness

Advisory classes provide students with on-going support, goal setting, and celebration of achievement.

3. Provide an emotionally and physically safe learning environment.

Envision students are in small advisory classes every year, which provide a basis for community and relationship building. In Advisories, we host circles, celebrations, as well as discussion of important topics and preparation for the exhibitions students complete each year.

Our school culture and discipline systems are guided by our core values of respect, discipline, growth, community, and justice. Our systems include relationship and asset-based resolution to problems and conflicts.

We provide varied and individualized services, both academically and psychologically, to ensure all students' needs can be met.

We provide individual and small group therapy to students through a contract with Psychological Services for Children.

Review of Performance

Based on a review of performance on the state indicators and local performance indicators included in the California School Dashboard, progress toward LCAP goals, local self-assessment tools, stakeholder input, or other information, what progress is the LEA most proud of and how does the LEA plan to maintain or build upon that success? This may include identifying any specific examples of how past increases or improvements in services for low-income students, English learners, and foster youth have led to improved performance for these students.

Greatest Progress

According to the California School Dashboard 2018, EA increased our graduation rate for all students by 10.5%, and by our significant subgroups as well. Socio-Economically Disadvantaged graduation rate increased by 9.7%, and African American graduation rate by 23.5%, bringing our African American graduation rate to 94.1%.

Referring to the California School Dashboard, identify any state indicator or local performance indicator for which overall performance was in the "Red" or "Orange" performance category or where the LEA received a "Not Met" or "Not Met for Two or More Years" rating. Additionally, identify any areas that the LEA has determined need significant improvement based on review of local performance indicators or other local indicators. What steps is the LEA planning to take to address these areas with the greatest need for improvement?

Greatest Needs

According to the California School Dashboard 2018, Envision Academy decreased its suspension rate from 14.1% to 13% this year, which included decreases in the subgroups of Latino, African American, and students with IEPs. Suspensions of students with IEPs decreased 13.8%.

Referring to the California School Dashboard, identify any state indicator for which performance for any student group was two or more performance levels below the "all student" performance. What steps is the LEA planning to take to address these performance gaps?

Performance Gaps

According to the California School Dashboard 2018, All students have a 92% graduation rate in the green performance level, while Hispanic students had an 88.4% graduation rate and are in the orange performance level. EA currently does not have a performance gap of 2 or more performance levels in English Language Arts, Mathematics, English Learner Progress, College/Career, or Suspensions.

In order to address this graduation rate gap, we are closely monitoring student's graduation progress,

and have provided an individualized credit recovery program run by one of our Vice Principals.

Comprehensive Support and Improvement

An LEA with a school or schools identified for comprehensive support and improvement (CSI) under the Every Student Succeeds Act must respond to the following prompts.

Schools Identified

Identify the schools within the LEA that have been identified for CSI.

Not Applicable.

Support for Identified Schools

Describe how the LEA supported the identified schools in developing CSI plans that included a school-level needs assessment, evidence-based interventions, and the identification of any resource inequities to be addressed through the implementation of the CSI plan.

Not Applicable.

Monitoring and Evaluating Effectiveness

Describe how the LEA will monitor and evaluate the implementation and effectiveness of the CSI plan to support student and school improvement.

Not Applicable.

Annual Update

LCAP Year Reviewed:

Complete a copy of the following table for each of the LEA's goals from the prior year LCAP. Duplicate the table as needed.

Goal 1

Increase the number of students ready for college level coursework.

State and/or Local Priorities addressed by this goal:

State Priorities: 1, 2, 7

Local Priorities:

Annual Measurable Outcomes

Expected

Increase percent of students who score met or exceeded on the CAASPP SBAC by 57% In Literacy and 19% in Math.

Increase 7% of students designated ready for college coursework.

Actual

Increased percent of students who score met or exceeded on the CAASPP SBAC to 46% In Literacy and 20% in Math.

Increased 7% of students designated ready for college coursework.

Expected

Increase % of students scoring 3 or better on AP Tests by 5%

90% or above appropriately credentialed teachers

100% of teachers will use CCSS and NGSS Standards-Based Curriculum

100% of students reach proficiency on CSP

Actual

Did Not Increase % of students scoring 3 or better on AP Tests by 5%

90% or above appropriately credentialed teachers

100% of teachers used CCSS and NGSS Standards-Based Curriculum

100% of students reached proficiency on CSP

Actions/Services

Duplicate the Actions/Services from the prior year LCAP and complete a copy of the following table for each. Duplicate the table as needed.

Action 1

Planned Actions/Services

Increase percent of students who score met or exceeded on the CAASPP SBAC by 57% In Literacy and 19% in Math.

Actual Actions/Services

Percent of students who score met or exceeded on the CAASPP SBAC: 46% In Literacy and 20% in Math.

Budgeted Expenditures

\$8,000

Estimated Actual Expenditures

\$8,000

Action 2

Planned Actions/Services

Actual Actions/Services

Budgeted Expenditures

Estimated Actual Expenditures

Continue to administer CCSS/CAASPP aligned interim assessments, ie- Common Interim Assessments (CIAs)

Continued to administer CCSS/CAASPP aligned interim assessments, ie- Common Interim Assessments (CIAs)

\$2,300

\$2,300

Action 3

Planned Actions/Services

Actual Actions/Services

Budgeted Expenditures

Estimated Actual Expenditures

Track teachers use of CIA data to inform instructional next steps.

Tracked teachers use of CIA data to inform instructional next steps.

N/A

N/A

Action 4

Planned Actions/Services

Actual Actions/Services

Budgeted Expenditures

Estimated Actual Expenditures

Continue implementation of SAT Test prep curriculum in 11th grade Advisory

Continued implementation of SAT Test prep curriculum in 11th grade Advisory

\$16,000

\$16,000

Action 5

Planned Actions/Services

Actual Actions/Services

Budgeted Expenditures

Estimated Actual Expenditures

Continue to offer all students AP courses and administer practice tests for these courses.

Continued to offer all students AP courses and administer practice tests for these courses.

\$3,000

\$3,000

Action 6

Planned Actions/Services

Actual Actions/Services

Budgeted Expenditures

Estimated Actual Expenditures

Hire appropriately credentialed teachers

Hired appropriately credentialed teachers

\$7,550

\$7,550

Action 7

Planned Actions/Services

Actual Actions/Services

Budgeted Expenditures

Estimated Actual Expenditures

Offer differential salaries for shortage areas of math, Science, Learning Specialists (Special Education credentialed), Spanish.

Offered differential salaries for shortage areas of math, Science, Learning Specialists (Special Education credentialed), Spanish.

\$32,000

\$32,000

Action 8

Planned Actions/Services

Actual Actions/Services

Budgeted Expenditures

Estimated Actual Expenditures

All core teachers will use and/or create Common Core aligned instructional materials.

All core teachers used and/or created Common Core aligned instructional materials.

\$12,000

\$12,000

Action 9**Planned Actions/Services**

Teachers participate in PD around common core instructional strategies

Actual Actions/Services

Teachers participated in PD around common core instructional strategies

Budgeted Expenditures

\$42,000

Estimated Actual Expenditures

\$42,000

Action 10**Planned Actions/Services**

Math and ELA coaching around common core instructional strategies

Actual Actions/Services

Math and ELA coaching around common core instructional strategies

Budgeted Expenditures

\$38,000

Estimated Actual Expenditures

\$38,000

Action 11**Planned Actions/Services**

Continue to implement 10th grade benchmark portfolio defense

Actual Actions/Services

Continued to implement 10th grade benchmark portfolio defense

Budgeted Expenditures

\$2,000

Estimated Actual Expenditures

\$2,000

Action 12**Planned Actions/Services****Actual Actions/Services****Budgeted Expenditures****Estimated Actual Expenditures**

Provide teachers and students time to refine portfolio artifacts and their defense in an advisory period to successfully complete BP and CSP

Provided teachers and students time to refine portfolio artifacts and their defense in an advisory period to successfully complete BP and CSP

N/A

N/A

Analysis

Complete a copy of the following table for each of the LEA's goals from the prior year LCAP. Duplicate the table as needed. Use actual annual measurable outcome data, including performance data from the LCFF Evaluation Rubrics, as applicable.

Describe the overall implementation of the actions/services to achieve the articulated goal.

We implemented the portfolio defense process, Benchmark Portfolio and College Success Portfolio for all 10th and 12th graders.

We offered AP for all courses and all students were given the opportunity to take the exam.

We implemented College Spring SAT support for all 11th graders.

We've planned the rollout of our 6th grade class.

Describe the overall effectiveness of the actions/services to achieve the articulated goal as measured by the LEA.

We believe in the BP/CSP process and how it prepares students; we are working to revise the system to be less burdensome for teachers.

Student AP test scores are consistently low with the exception of AP Spanish.

We have seen increased success in College Spring results this year as teachers have significantly invested and changed the curriculum.

We continue to need further Restorative Justice and trauma-informed practice training for staff.

Explain material differences between Budgeted Expenditures and Estimated Actual Expenditures.

No difference.

6/4/2019

Describe any changes made to this goal, expected outcomes, metrics, or actions and services to achieve this goal as a result of this analysis and analysis of the LCFF Evaluation Rubrics, as applicable. Identify where those changes can be found in the LCAP.

EA will continue to revise the current action items.

Goal 2

Develop a College-Going Culture that engages families and community members.

State and/or Local Priorities addressed by this goal:

State Priorities: 3

Local Priorities:

Annual Measurable Outcomes

Expected

10% of parents/guardians gave feedback on the LCAP

93% of parents will attend 2 Student-Led conferences a year

All students are able and expected to access PowerSchool public portal to monitor progress and set goals

All communication with parents/guardians will be translated

Actual

Less than 10% of parents/guardians gave feedback on the LCAP

Less than 93% of parents will attended 2 Student-Led conferences a year

All students were able and expected to access PowerSchool public portal to monitor progress and set goals

All communication with parents/guardians were translated

Expected

All students will complete a 2 or 4-year college application

Actual

All students completed a 2 or 4-year college application

Actions/Services

Duplicate the Actions/Services from the prior year LCAP and complete a copy of the following table for each. Duplicate the table as needed.

Action 1

Planned Actions/Services

Continue to facilitate FTC meeting to review the LCAP with parents/families

Actual Actions/Services

Continued to facilitate FTC meeting to review the LCAP with parents/families

Budgeted Expenditures

\$350

Estimated Actual Expenditures

\$350

Action 2

Planned Actions/Services

Continue to monitor Family conference attendance

Actual Actions/Services

Continue to monitor Family conference attendance

Budgeted Expenditures

\$13,500

Estimated Actual Expenditures

\$13,500

Action 3

Planned Actions/Services

Actual Actions/Services

Budgeted Expenditures

Estimated Actual Expenditures

Continue to send mailing home and School Messenger Calls to parents about the conferences and include translation

Continued to send mailing home and School Messenger Calls to parents about the conferences and include translation

\$13,500

\$13,500

Action 4

Planned Actions/Services

Actual Actions/Services

Budgeted Expenditures

Estimated Actual Expenditures

Ensure all students have access to the public portal and are setting goals.

Ensured all students had access to the public portal and are setting goals.

\$4,000

\$4,000

Action 5

Planned Actions/Services

Actual Actions/Services

Budgeted Expenditures

Estimated Actual Expenditures

Continue to prepare all documents mailed home one week in advance to ensure translation

Continued to prepare all documents mailed home one week in advance to ensure translation

\$350

\$350

Action 6

Planned Actions/Services

Actual Actions/Services

Budgeted Expenditures

Estimated Actual Expenditures

Continue to translate all meetings

Continued to translate all meetings

\$13,500

\$13,500

Action 7**Planned Actions/Services**

Continue to have seniors complete applications in advisory, monitored by College Counselor

Actual Actions/Services

Continued to have seniors complete applications in advisory, monitored by College Counselor

Budgeted Expenditures

\$27,000

Estimated Actual Expenditures

\$27,000

Action 8**Planned Actions/Services**

Continue to have seniors meet with College Advisor

Actual Actions/Services

Continued to have seniors meet with College Advisor

Budgeted Expenditures

\$27,000

Estimated Actual Expenditures

\$27,000

Planned Actions/Services**Actual Actions/Services****Budgeted Expenditures****Estimated Actual Expenditures**

Analysis

Complete a copy of the following table for each of the LEA's goals from the prior year LCAP. Duplicate the table as needed. Use actual annual measurable outcome data, including performance data from the LCFF Evaluation Rubrics, as applicable.

Describe the overall implementation of the actions/services to achieve the articulated goal.

College-going culture continues to be a strength. We hired a Family and Community Engagement Liaison and a Community Organizer to support family engagement. Advisors emphasized and provided time for students to check grades regularly in PowerSchool and set goals. All Seniors completed a minimum of one college application.

Describe the overall effectiveness of the actions/services to achieve the articulated goal as measured by the LEA.

The Community Organizer and Family and Community Engagement Liaison has led outreach to Envision Academy families. We had a strong turn-out for Student-Led Conferences this year, increasing communication between students, families and teachers.

Explain material differences between Budgeted Expenditures and Estimated Actual Expenditures.

No difference

Describe any changes made to this goal, expected outcomes, metrics, or actions and services to achieve this goal as a result of this analysis and analysis of the LCFF Evaluation Rubrics, as applicable. Identify where those changes can be found in the LCAP.

Outside of our 2 new hires to support family engagement, no new actions were added and we will continue to revise and improve our strategies and implementation.

Goal 3

Provide an emotionally and physically safe learning environment.

State and/or Local Priorities addressed by this goal:

State Priorities: 1, 2, 4, 5, 6

Local Priorities:

Annual Measurable Outcomes

Expected

Decrease expelled students to 1% or less

Decrease Suspension Rate to 11% or below

Decrease Chronic Absenteeism by 3%

Increase Graduation Rate to 91%

Actual

Decreased expelled students to 1% or less

Did Not Decrease Suspension Rate to 11% or below

Decreased Chronic Absenteeism by 3%

Increased Graduation Rate to 91%

Expected

Decrease Dropout Rate to 4% or less for Hispanic and 10% or less for African American

Increase in parent feelings of safety and school connectedness to 89% or above

Increase in student feelings of safety and school connectedness to 89% or above

Increase ADA to 95.5% or above

Actual

Decreased Dropout Rate to 4% or less for Hispanic and 10% or less for African American

Did Not Increase in parent feelings of safety and school connectedness to 89% or above

Increase in student feelings of safety and school connectedness to 69%.

ADA average 94% throughout year.

Actions/Services

Duplicate the Actions/Services from the prior year LCAP and complete a copy of the following table for each. Duplicate the table as needed.

Action 1

Planned Actions/Services

Continue implementation of the Code of Conduct

Actual Actions/Services

Continued implementation of the Code of Conduct

Budgeted Expenditures

\$22,000

Estimated Actual Expenditures

\$22,000

Action 2

Planned Actions/Services

Actual Actions/Services

Budgeted Expenditures

Estimated Actual Expenditures

Monitor attendance daily and send out attendance notifications/SARB letters as students accumulate absences.

Monitored attendance daily and send out attendance notifications/SARB letters as students accumulate absences.

\$4,000

\$4,000

Action 3

Planned Actions/Services

Actual Actions/Services

Budgeted Expenditures

Estimated Actual Expenditures

Continue to implement interventions for Tier 2 and 3 students

Continued to implement interventions for Tier 2 and 3 students

N/A

N/A

Action 4

Planned Actions/Services

Actual Actions/Services

Budgeted Expenditures

Estimated Actual Expenditures

Continue implementation of "Own-Up" Program

Continued implementation of "Own-Up" Program

\$22,000

\$22,000

Action 5

Planned Actions/Services

Actual Actions/Services

Budgeted Expenditures

Estimated Actual Expenditures

Implement anti-bullying activities including cyber bullying

Implemented anti-bullying activities including cyber bullying

\$250

\$250

Action 6**Planned Actions/Services**

Address facilities issues in a timely manner to ensure the facility is in good repair

Actual Actions/Services

Addressed facilities issues in a timely manner to ensure the facility is in good repair

Budgeted Expenditures

\$35,000

Estimated Actual Expenditures

\$35,000

Action 7**Planned Actions/Services**

Implement the Code of Conduct (newly revised culture plan) and increase restorative practices

Actual Actions/Services

Implemented the Code of Conduct (newly revised culture plan) and increase restorative practices

Budgeted Expenditures

N/A

Estimated Actual Expenditures

N/A

Planned Actions/Services**Actual Actions/Services****Budgeted Expenditures****Estimated Actual Expenditures**

Analysis

Complete a copy of the following table for each of the LEA's goals from the prior year LCAP. Duplicate the table as needed. Use actual annual measurable outcome data, including performance data from the LCFF Evaluation Rubrics, as applicable.

Describe the overall implementation of the actions/services to achieve the articulated goal.

We increased Restorative Justice practices and built teacher capacity in classroom management and culturally responsive pedagogy. We increased the frequency of communication with families around chronically absent students.

Describe the overall effectiveness of the actions/services to achieve the articulated goal as measured by the LEA.

We have held restorative conversations to support students, families, and staff to connect our school community. We have continued with the SART and SARB processes to address chronic absence. Our Family and Community Engagement Liaison is hosting meetings with students and families to reduce truancy.

Explain material differences between Budgeted Expenditures and Estimated Actual Expenditures.

No difference.

Describe any changes made to this goal, expected outcomes, metrics, or actions and services to achieve this goal as a result of this analysis and analysis of the LCFF Evaluation Rubrics, as applicable. Identify where those changes can be found in the LCAP.

We hired a Family and Community Engagement Liaison in order to reduce absenteeism on campus.

Goal 4

Increase services and supports for our lowest performing students that include English Learners, African-American students, and students with special needs (IEP and 504).

State and/or Local Priorities addressed by this goal:

State Priorities: 2, 4

Local Priorities:

Annual Measurable Outcomes

Expected

60% of ELLs will score Early Advanced and Advanced on the CELDT/ELPAC

Increase the redesignation of EL students to 50% annually

Decrease the % of IEP students receiving NC's (Non-Credit) to 9% or below

Actual

60% of ELLs scored Early Advanced and Advanced on the CELDT/ELPAC

Increased the redesignation of EL students to 50% annually

Decreased the % of IEP students receiving NC's (Non-Credit) to 10% or below

Actions/Services

Duplicate the Actions/Services from the prior year LCAP and complete a copy of the following table for each. Duplicate the table as needed.

Action 1

Planned Actions/Services	Actual Actions/Services	Budgeted Expenditures	Estimated Actual Expenditures
Continue to coach staff on implementation of ELL strategies	Continued to coach staff on implementation of ELL strategies	\$142,000	\$142,000

Action 2

Planned Actions/Services	Actual Actions/Services	Budgeted Expenditures	Estimated Actual Expenditures
Administer ReadingPlus screener assessment to measure Reading Levels	Administered ReadingPlus screener assessment to measure Reading Levels	\$3,000	\$3,000

Action 3

Planned Actions/Services	Actual Actions/Services	Budgeted Expenditures	Estimated Actual Expenditures
Continue to have Learning Specialists meet weekly with teachers to modify curriculum and make accommodations for students with special needs.	Continued to have Learning Specialists meet weekly with teachers to modify curriculum and make accommodations for students with special needs.	\$221,000	\$221,000

Action 4

Planned Actions/Services

Actual Actions/Services

Budgeted Expenditures

Estimated Actual Expenditures

Purchase personalized learning systems to support blended learning in Math

Purchased personalized learning systems to support blended learning in Math

\$2,500

\$2,500

Planned Actions/Services**Actual Actions/Services****Budgeted Expenditures****Estimated Actual Expenditures**

Analysis

Complete a copy of the following table for each of the LEA's goals from the prior year LCAP. Duplicate the table as needed. Use actual annual measurable outcome data, including performance data from the LCFF Evaluation Rubrics, as applicable.

Describe the overall implementation of the actions/services to achieve the articulated goal.

We administered the Reading Plus Reading Assessment three times with students and analyzed that data with teachers and shared it with parents at Student Led Conferences. We implemented IXL and Khan Academy - online platforms to support skill building in math. Learning Specialists met weekly with teachers to modify curriculum and supports students with an IEP in their classrooms. We coached teachers to implement strategies for ELs in their classroom.

Describe the overall effectiveness of the actions/services to achieve the articulated goal as measured by the LEA.

We had a higher needs population of IEP students this year and worked to provide appropriate interventions and supports.

Explain material differences between Budgeted Expenditures and Estimated Actual Expenditures.

No difference.

Describe any changes made to this goal, expected outcomes, metrics, or actions and services to achieve this goal as a result of this analysis and analysis of the LCFF Evaluation Rubrics, as applicable. Identify where those changes can be found in the LCAP.

We are continuing to refine our process and actions to differentiate support for IEP students, Hispanic, ELLs and African American students.

Stakeholder Engagement

LCAP Year: 2019-20

Involvement Process for LCAP and Annual Update

How, when, and with whom did the LEA consult as part of the planning process for this LCAP/Annual Review and Analysis?

Envision Academy notified parents through written invitation and phone calls home and held a Parent Advisory Council meeting in May. At the April 10th Family & Teacher Collaborative (FTC), the principal of Envision Academy engaged families in reviewing the goals and LCAP Plan. Written feedback from parents was charted and then used to revise the plan. The site LCAP leadership teams then responded in writing to comments from the FTC.

The principal then shared the revised draft of the LCAP plan with the leadership team at Envision Academy. Based on parent, teacher, and principal feedback, the leadership teams finalized Envision Academy's LCAP plans and resubmitted them to the Support Office for review and for preparation for a June Board presentation.

Timeline for Envision Education's LCAP Process:

March: SO Lead Team prepares Envision's LCAP template

March: LCAP Community Meetings at Sites. SO support to sites

April: Board and Principals review Envision's LCAP Template

June: Site teams finalize LCAPs. Board approves site's LCAP

July: Support Office submits Envision's LCAP to our Authorizers

All activities performed in 2018-19 will continue. In 2019-20, an LCAP survey/family meeting will continue to be administered to gain feedback and the new template will be used.

Impact on LCAP and Annual Update

How did these consultations impact the LCAP for the upcoming year?

During the March Family Teacher Collaborative meeting, the Principal of Envision Academy did a presentation to teach families about LCFF funding and the LCAP process.

There was an even distribution of Latino and AfricanAmerican parents, and also had some Spanishspeaking families attend. In addition, we had parents of students with special needs present.

After the presentation, families were able to ask clarifying questions. Families were then able to break into selfselecting groups around our four goals. They rotated between the four goals and gave feedback on what was working in those goals and what Envision Academy could improve on. Below are some strengths and areas of growth provided by families to Envision Academy's LCAP:

Strengths:

- New StudentLed Conferences
- Improved communication: emails, texts, calls
- Advisory support
- Graduates completing AG requirements
- Counseling services
- Increased Restorative Justice practices
- Learning Center services all day
- Effectively address student concerns
- Have an academic plan
- Collegegoing culture and support for students and families in the college application process • Small intimate environment
- Teacher/Student relationships
- Office Hours weekly for students

Growth Areas:

- More support for struggling students
- Involving parents earlier in the College conversations
- Peer tutoring
- Meditation/Mindfulness for Stress Management

- Establishing an African American Club
- More money and support for extracurricular things

For 2019-20, Envision will continue studentled conferences to prepare students for college and build intellectual agency.

Goals, Actions, & Services

Strategic Planning Details and Accountability

Complete a copy of the following table for each of the LEA's goals. Duplicate the table as needed.

(Select from New Goal, Modified Goal, or Unchanged Goal)

Modified

Goal 1

Increase the number of students ready for college level coursework.

State and/or Local Priorities addressed by this goal:

State Priorities: 1, 2, 7

Local Priorities:

Identified Need:

To increase performance on statewide assessments.

To improve student engagement ownership of educational experience through critical thinking, and communication and collaboration and development of growth mindset.

Expected Annual Measureable Outcomes

Metrics/Indicators	Baseline	2017-18	2018-19	2019-20
CAASPP SBAC Results	ELA: 44% Math: 11%	N/A	Increase percent of students who score met or exceeded on the CAASPP SBAC by 57% In Literacy and 19% in Math.	Increase percent of students who score met or exceeded on the CAASPP SBAC in Literacy to 62% and 23% in Math.
EAP Results	ELA: 14% Math: 0%	N/A	Increase 7% of students designated ready for college coursework.	Increase 10% of students designated ready for college coursework.
AP 3+ Scores	38.4% of students scored 3 or better	N/A	Increase % of students scoring 3 or better on AP Tests by 5%	Increase % of students scoring 3 or better on AP Tests by 5%
Credentialed Teachers	100% of teachers are credentialed	N/A	90% or above appropriately credentialed teachers	90% or above appropriately credentialed teachers

Metrics/Indicators	Baseline	2017-18	2018-19	2019-20
CCSS and NGSS Curriculum	100% of teachers use CCSS and NGSS Standards-Based Curriculum	N/A	100% of teachers will use CCSS and NGSS Standards-Based Curriculum	100% of teachers will use CCSS and NGSS Standards-Based Curriculum
College Success Portfolio (CSP)	100% of students pass CSP	N/A	100% of students reach proficiency on CSP	100% of students reach proficiency on CSP

Planned Actions/Services

Complete a copy of the following table for each of the LEA's Actions/Services. Duplicate the table, including Budgeted Expenditures, as needed.

Action #1

For Actions/Services not included as contributing to meeting the Increased or Improved Services Requirement:

Students to be Served

Location(s)

All Students

All Schools

OR

For Actions/Services included as contributing to meeting the Increased or Improved Services Requirement:

Students to be Served

Scope of Services:

Location(s)

N/A

N/A

N/A

Actions/Services

Select from New, Modified, or Unchanged for 2017-18

Select from New, Modified, or Unchanged for 2018-19

Select from New, Modified, or Unchanged for 2019-20

Modified

Modified

2017-18 Actions/Services

2018-19 Actions/Services

2019-20 Actions/Services

N/A

Increase percent of students who score met or exceeded on the CAASPP SBAC by 57% In Literacy and 19% in Math.

Increase percent of students who score met or exceeded on the CAASPP SBAC in Literacy to 62% and 23% in Math.

Budgeted Expenditures

Year	2017-18	2018-19	2019-20
Amount	N/A	\$8,000	\$10,000
Source	N/A	Supplemental and Concentration	Supplemental and Concentration
Budget Reference	N/A	5800: Professional/Consulting Services And Operating Expenditures Tech Solutions	5800: Professional/Consulting Services And Operating Expenditures Tech Solutions

Action #2

For Actions/Services not included as contributing to meeting the Increased or Improved Services Requirement:

Students to be Served

All Students

Location(s)

All Schools

OR

For Actions/Services included as contributing to meeting the Increased or Improved Services Requirement:

Students to be Served

N/A

Scope of Services:

N/A

Location(s)

N/A

Actions/Services

Select from New, Modified, or Unchanged for 2017-18

Select from New, Modified, or Unchanged for 2018-19

Select from New, Modified, or Unchanged for 2019-20

Modified

Modified

2017-18 Actions/Services

N/A

2018-19 Actions/Services

Continue to administer CCSS/CAASPP aligned interim assessments, ie- Common Interim Assessments (CIAs)

2019-20 Actions/Services

Continue to administer CCSS/CAASPP aligned interim assessments, ie- Common Interim Assessments (CIAs)

Budgeted Expenditures

Year	2017-18	2018-19	2019-20
Amount	N/A	\$2,300	\$3,000
Source	N/A	Supplemental and Concentration	Supplemental and Concentration
Budget Reference	N/A	5000-5999: Services And Other Operating Expenditures Illuminate Software	5000-5999: Services And Other Operating Expenditures Illuminate Software

Action #3

For Actions/Services not included as contributing to meeting the Increased or Improved Services Requirement:

Students to be Served

Location(s)

All Students

All Schools

OR

For Actions/Services included as contributing to meeting the Increased or Improved Services Requirement:

Students to be Served

Scope of Services:

Location(s)

N/A

N/A

N/A

Actions/Services

Select from New, Modified, or Unchanged for 2017-18

Select from New, Modified, or Unchanged for 2018-19

Select from New, Modified, or Unchanged for 2019-20

Modified

Modified

2017-18 Actions/Services

2018-19 Actions/Services

2019-20 Actions/Services

N/A

Track teachers use of CIA data to inform instructional next steps.

Track teachers use of CIA data to inform instructional next steps.

Budgeted Expenditures

Year	2017-18	2018-19	2019-20
Amount	N/A	N/A	N/A
Source	N/A	N/A	N/A
Budget Reference	N/A	Lead Teachers	Lead Teachers

Action #4

For Actions/Services not included as contributing to meeting the Increased or Improved Services Requirement:

Students to be Served

Location(s)

All Students

All Schools

OR

For Actions/Services included as contributing to meeting the Increased or Improved Services Requirement:

Students to be Served

Scope of Services:

Location(s)

N/A

N/A

N/A

Actions/Services

Select from New, Modified, or Unchanged for 2017-18

Select from New, Modified, or Unchanged for 2018-19

Select from New, Modified, or Unchanged for 2019-20

N/A

Modified

Modified

2017-18 Actions/Services

2018-19 Actions/Services

2019-20 Actions/Services

Continue implementation of SAT Test prep curriculum in 11th grade Advisory

Continue implementation of SAT Test prep curriculum in 11th grade Advisory

Budgeted Expenditures

Year

2017-18

2018-19

2019-20

Amount

N/A

\$16,000

\$16,000

Year	2017-18	2018-19	2019-20
Source	N/A	Other	Other
Budget Reference	N/A	5000-5999: Services And Other Operating Expenditures College Spring Program	5000-5999: Services And Other Operating Expenditures College Spring Program

Action #5

For Actions/Services not included as contributing to meeting the Increased or Improved Services Requirement:

Students to be Served

Location(s)

All Students

All Schools

OR

For Actions/Services included as contributing to meeting the Increased or Improved Services Requirement:

Students to be Served

Scope of Services:

Location(s)

N/A

N/A

N/A

Actions/Services

Select from New, Modified, or Unchanged for 2017-18

Select from New, Modified, or Unchanged for 2018-19

Select from New, Modified, or Unchanged for 2019-20

Modified

Modified

2017-18 Actions/Services

2018-19 Actions/Services

2019-20 Actions/Services

N/A

Continue to offer all students AP courses and administer practice tests for these courses.

Continue to offer all students AP courses and administer practice tests for these courses.

Budgeted Expenditures

Year	2017-18	2018-19	2019-20
Amount	N/A	\$3,000	\$3,000
Source	N/A	Supplemental and Concentration	Supplemental and Concentration
Budget Reference	N/A	5000-5999: Services And Other Operating Expenditures AP Test Fees	5000-5999: Services And Other Operating Expenditures AP Test Fees

Action #6

For Actions/Services not included as contributing to meeting the Increased or Improved Services Requirement:

Students to be Served

Location(s)

All Students

All Schools

OR

For Actions/Services included as contributing to meeting the Increased or Improved Services Requirement:

Students to be Served

N/A

Scope of Services:

N/A

Location(s)

N/A

Actions/Services

Select from New, Modified, or Unchanged
for 2017-18

Select from New, Modified, or Unchanged
for 2018-19

Select from New, Modified, or Unchanged
for 2019-20

Modified

Modified

2017-18 Actions/Services

N/A

2018-19 Actions/Services

Hire appropriately credentialed teachers

2019-20 Actions/Services

Hire appropriately credentialed teachers

Budgeted Expenditures**Year****2017-18****2018-19****2019-20****Amount**

N/A

\$7,550

\$3,000

Source

N/A

Supplemental and Concentration

Supplemental and Concentration

Year	2017-18	2018-19	2019-20
Budget Reference	N/A	5000-5999: Services And Other Operating Expenditures REACH/New Leaders - Subsidized Credential Programs	5000-5999: Services And Other Operating Expenditures REACH/New Leaders - Subsidized Credential Programs

Action #7

For Actions/Services not included as contributing to meeting the Increased or Improved Services Requirement:

Students to be Served	Location(s)
All Students	All Schools

OR

For Actions/Services included as contributing to meeting the Increased or Improved Services Requirement:

Students to be Served	Scope of Services:	Location(s)
N/A	N/A	N/A

Actions/Services

Select from New, Modified, or Unchanged for 2017-18	Select from New, Modified, or Unchanged for 2018-19	Select from New, Modified, or Unchanged for 2019-20
	Modified	Modified

2017-18 Actions/Services

N/A

2018-19 Actions/Services

Offer differential salaries for shortage areas of math, Science, Learning Specialists (Special Education credentialed), Spanish.

2019-20 Actions/Services

Offer differential salaries for shortage areas of math, Science, Learning Specialists (Special Education credentialed), Spanish.

Budgeted Expenditures

Year	2017-18	2018-19	2019-20
Amount	N/A	\$32,000	\$6,000
Source	N/A	Supplemental and Concentration	Supplemental and Concentration
Budget Reference	N/A	1000-1999: Certificated Personnel Salaries Shortage Area Stipend	1000-1999: Certificated Personnel Salaries Shortage Area Stipend

Action #8

For Actions/Services not included as contributing to meeting the Increased or Improved Services Requirement:

Students to be Served

All Students

Location(s)

All Schools

OR

For Actions/Services included as contributing to meeting the Increased or Improved Services Requirement:

Students to be Served

Scope of Services:

Location(s)

N/A

N/A

N/A

Actions/Services

Select from New, Modified, or Unchanged for 2017-18

Select from New, Modified, or Unchanged for 2018-19

Select from New, Modified, or Unchanged for 2019-20

Modified

Modified

2017-18 Actions/Services

2018-19 Actions/Services

2019-20 Actions/Services

N/A

All core teachers will use and/or create Common Core aligned instructional materials.

All core teachers will use and/or create Common Core aligned instructional materials.

Budgeted Expenditures

Year **2017-18**

2018-19

2019-20

Amount

N/A

\$12,000

\$32,000

Source

N/A

Supplemental and Concentration

Supplemental and Concentration

Year	2017-18	2018-19	2019-20
Budget Reference	N/A	4000-4999: Books And Supplies Books/Textbooks/Materials	4000-4999: Books And Supplies Books/Textbooks/Materials

Action #9

For Actions/Services not included as contributing to meeting the Increased or Improved Services Requirement:

Students to be Served

Location(s)

All Students

All Schools

OR

For Actions/Services included as contributing to meeting the Increased or Improved Services Requirement:

Students to be Served

Scope of Services:

Location(s)

N/A

N/A

N/A

Actions/Services

Select from New, Modified, or Unchanged
for 2017-18

Select from New, Modified, or Unchanged
for 2018-19

Select from New, Modified, or Unchanged
for 2019-20

Modified

Modified

2017-18 Actions/Services

2018-19 Actions/Services

2019-20 Actions/Services

N/A

Teachers participate in PD around common core instructional strategies

Teachers participate in PD around common core instructional strategies

Budgeted Expenditures

Year	2017-18	2018-19	2019-20
Amount	N/A	\$42,000	\$24,000
Source	N/A	Supplemental and Concentration	Supplemental and Concentration
Budget Reference	N/A	1000-1999: Certificated Personnel Salaries Teacher Stipends for Professional Development	1000-1999: Certificated Personnel Salaries Teacher Stipends for Professional Development

Action #10

For Actions/Services not included as contributing to meeting the Increased or Improved Services Requirement:

Students to be Served

Location(s)

All Students

All Schools

OR

For Actions/Services included as contributing to meeting the Increased or Improved Services Requirement:

Students to be Served

N/A

Scope of Services:

N/A

Location(s)

N/A

Actions/Services

Select from New, Modified, or Unchanged for 2017-18

Select from New, Modified, or Unchanged for 2018-19

Select from New, Modified, or Unchanged for 2019-20

Modified

Modified

2017-18 Actions/Services

2018-19 Actions/Services

2019-20 Actions/Services

N/A

Math and ELA coaching around common core instructional strategies

Math and ELA coaching around common core instructional strategies

Budgeted Expenditures

Year

2017-18

2018-19

2019-20

Amount

N/A

\$38,000

\$40,000

Source

N/A

Title I

Title I

Year	2017-18	2018-19	2019-20
Budget Reference	N/A	1000-1999: Certificated Personnel Salaries Salaries for Math Coaches and Induction Program	1000-1999: Certificated Personnel Salaries Salaries for Math Coaches and Induction Program

Action #11

For Actions/Services not included as contributing to meeting the Increased or Improved Services Requirement:

Students to be Served

Location(s)

All Students

All Schools

OR

For Actions/Services included as contributing to meeting the Increased or Improved Services Requirement:

Students to be Served

Scope of Services:

Location(s)

N/A

N/A

N/A

Actions/Services

Select from New, Modified, or Unchanged for 2017-18

Select from New, Modified, or Unchanged for 2018-19

Select from New, Modified, or Unchanged for 2019-20

Modified

Modified

2017-18 Actions/Services

2018-19 Actions/Services

2019-20 Actions/Services

N/A

Continue to implement 10th grade benchmark portfolio defense

Continue to implement 10th grade benchmark portfolio defense

Budgeted Expenditures

Year	2017-18	2018-19	2019-20
Amount	N/A	\$2,000	\$2,000
Source	N/A	Supplemental and Concentration	Supplemental and Concentration
Budget Reference	N/A	4000-4999: Books And Supplies Learning Management Software (LMS/e-portfolio)	4000-4999: Books And Supplies Learning Management Software (LMS/e-portfolio)

Action #12

For Actions/Services not included as contributing to meeting the Increased or Improved Services Requirement:

Students to be Served

Location(s)

All Students

All Schools

OR

For Actions/Services included as contributing to meeting the Increased or Improved Services Requirement:

Students to be Served

Scope of Services:

Location(s)

N/A

N/A

N/A

Actions/Services

Select from New, Modified, or Unchanged for 2017-18

Select from New, Modified, or Unchanged for 2018-19

Select from New, Modified, or Unchanged for 2019-20

Modified

Modified

2017-18 Actions/Services

2018-19 Actions/Services

2019-20 Actions/Services

N/A

Provide teachers and students time to refine portfolio artifacts and their defense in an advisory period to successfully complete BP and CSP

Provide teachers and students time to refine portfolio artifacts and their defense in an advisory period to successfully complete BP and CSP

Budgeted Expenditures

Year **2017-18**

2018-19

2019-20

Amount

N/A

N/A

N/A

Source

N/A

N/A

N/A

Year	2017-18	2018-19	2019-20
-------------	----------------	----------------	----------------

Budget Reference

N/A

N/A

N/A

(Select from New Goal, Modified Goal, or Unchanged Goal)

Unchanged

Goal 2

Develop a College-Going Culture that engages families and community members.

State and/or Local Priorities addressed by this goal:

State Priorities: 3

Local Priorities:

Identified Need:

All students including first generation students benefit from college-going culture

Metric: LCAP Review Meeting Attendance, Family Conference Attendance, Translated communication, College Application completion

Expected Annual Measureable Outcomes

Metrics/Indicators	Baseline	2017-18	2018-19	2019-20
--------------------	----------	---------	---------	---------

LCAP Review Meetings	10% of parents/guardians gave feedback on the 17-18 LCAP	N/A	10% of parents/guardians gave feedback on the 17-18 LCAP	21% of parents/guardians give feedback on the LCAP by attending a FTC meeting or completing a survey
Student-Led Conference Attendance	90% of parents attended Family Conferences	N/A	93% of parents will attend 2 Student-Led conferences a year	94% of parents will attend 2 Student-Led conferences a year
PowerSchool Access	100% of students access PowerSchool in Advisory	N/A	All students are able and expected to access PowerSchool public portal to monitor progress and set goals	All students are able and expected to access PowerSchool public portal to monitor progress and set goals
Translation Services	All communication with parents/guardians will be translated	N/A	All communication with parents/guardians will be translated	All communication with parents/guardians will be translated
College Applications	All students will complete a 2 or 4-year college application	N/A	All students will complete a 2 or 4-year college application	All students will complete a 2 or 4-year college application

Planned Actions/Services

Complete a copy of the following table for each of the LEA's Actions/Services. Duplicate the table, including Budgeted Expenditures, as needed.

Action #1

For Actions/Services not included as contributing to meeting the Increased or Improved Services Requirement:

Students to be Served

Location(s)

All Students

All Schools

OR

For Actions/Services included as contributing to meeting the Increased or Improved Services Requirement:

Students to be Served

Scope of Services:

Location(s)

N/A

N/A

N/A

Actions/Services

Select from New, Modified, or Unchanged for 2017-18

Select from New, Modified, or Unchanged for 2018-19

Select from New, Modified, or Unchanged for 2019-20

N/A

Modified

Modified

2017-18 Actions/Services

2018-19 Actions/Services

2019-20 Actions/Services

N/A

Continue to facilitate FTC meeting to review the LCAP with parents/families

Continue to facilitate FTC meeting to review the LCAP with parents/families

Budgeted Expenditures

Year	2017-18	2018-19	2019-20
Amount	N/A	\$350	\$350
Source	N/A	Supplemental and Concentration	Supplemental and Concentration
Budget Reference	N/A	4000-4999: Books And Supplies Parent Meeting Materials	4000-4999: Books And Supplies Parent Meeting Materials

Action #2

For Actions/Services not included as contributing to meeting the Increased or Improved Services Requirement:

Students to be Served

All Students

Location(s)

All Schools

OR

For Actions/Services included as contributing to meeting the Increased or Improved Services Requirement:

Students to be Served

N/A

Scope of Services:

N/A

Location(s)

N/A

Actions/Services

Select from New, Modified, or Unchanged for 2017-18

Select from New, Modified, or Unchanged for 2018-19

Select from New, Modified, or Unchanged for 2019-20

Modified

Modified

2017-18 Actions/Services

2018-19 Actions/Services

2019-20 Actions/Services

N/A

Continue to monitor Family conference attendance

Continue to monitor Family conference attendance

Budgeted Expenditures

Year	2017-18	2018-19	2019-20
Amount	N/A	\$13,500	\$14,000
Source	N/A	Base	Base
Budget Reference	N/A	2000-2999: Classified Personnel Salaries School Manager	2000-2999: Classified Personnel Salaries School Manager

Action #3

For Actions/Services not included as contributing to meeting the Increased or Improved Services Requirement:

Students to be Served

All Students

Location(s)

All Schools

OR

For Actions/Services included as contributing to meeting the Increased or Improved Services Requirement:

Students to be Served

N/A

Scope of Services:

N/A

Location(s)

N/A

Actions/Services

Select from New, Modified, or Unchanged for 2017-18

Select from New, Modified, or Unchanged for 2018-19

Modified

Select from New, Modified, or Unchanged for 2019-20

Modified

2017-18 Actions/Services

N/A

2018-19 Actions/Services

Continue to send mailing home and School Messenger Calls to parents about the conferences and include translation

2019-20 Actions/Services

Continue to send mailing home and School Messenger Calls to parents about the conferences and include translation

Budgeted Expenditures

Year **2017-18**

2018-19

2019-20

Amount	N/A	\$13,500	\$14,000
Source	N/A	Base	Base
Budget Reference	N/A	2000-2999: Classified Personnel Salaries Staff Translator	2000-2999: Classified Personnel Salaries Staff Translator

Action #4

For Actions/Services not included as contributing to meeting the Increased or Improved Services Requirement:

Students to be Served

All Students

Location(s)

All Schools

OR

For Actions/Services included as contributing to meeting the Increased or Improved Services Requirement:

Students to be Served

N/A

Scope of Services:

N/A

Location(s)

N/A

Actions/Services

Select from New, Modified, or Unchanged for 2017-18

Select from New, Modified, or Unchanged for 2018-19

Select from New, Modified, or Unchanged for 2019-20

Modified

Modified

2017-18 Actions/Services

2018-19 Actions/Services

2019-20 Actions/Services

N/A

Ensure all students have access to the public portal and are setting goals.

Ensure all students have access to the public portal and are setting goals.

Budgeted Expenditures

Year	2017-18	2018-19	2019-20
Amount	N/A	\$4,000	\$5,000
Source	N/A	Supplemental and Concentration	Supplemental and Concentration
Budget Reference	N/A	4000-4999: Books And Supplies PowerSchool Student Information System	4000-4999: Books And Supplies PowerSchool Student Information System

Action #5

For Actions/Services not included as contributing to meeting the Increased or Improved Services Requirement:

Students to be Served

Location(s)

All Students

All Schools

OR

For Actions/Services included as contributing to meeting the Increased or Improved Services Requirement:

Students to be Served**Scope of Services:****Location(s)**

N/A

N/A

N/A

Actions/Services

Select from New, Modified, or Unchanged
for 2017-18

Select from New, Modified, or Unchanged
for 2018-19

Select from New, Modified, or Unchanged
for 2019-20

Modified

Modified

2017-18 Actions/Services**2018-19 Actions/Services****2019-20 Actions/Services**

N/A

Continue to prepare all documents mailed
home one week in advance to ensure
translation

Continue to prepare all documents mailed
home one week in advance to ensure
translation

Budgeted Expenditures**Year****2017-18****2018-19****2019-20****Amount**

N/A

\$350

\$350

Source

N/A

Supplemental and Concentration

Supplemental and Concentration

Year	2017-18	2018-19	2019-20
Budget Reference	N/A	5000-5999: Services And Other Operating Expenditures Printing/Copier	5000-5999: Services And Other Operating Expenditures Printing/Copier

Action #6

For Actions/Services not included as contributing to meeting the Increased or Improved Services Requirement:

Students to be Served	Location(s)
All Students	All Schools

OR

For Actions/Services included as contributing to meeting the Increased or Improved Services Requirement:

Students to be Served	Scope of Services:	Location(s)
N/A	N/A	N/A

Actions/Services

Select from New, Modified, or Unchanged for 2017-18	Select from New, Modified, or Unchanged for 2018-19	Select from New, Modified, or Unchanged for 2019-20
	Modified	Modified

2017-18 Actions/Services

2018-19 Actions/Services

2019-20 Actions/Services

N/A

Continue to translate all meetings

Continue to translate all meetings

Budgeted Expenditures

Year

2017-18

2018-19

2019-20

Amount

N/A

\$13,500

\$14,000

Source

N/A

Base

Base

Budget Reference

N/A

2000-2999: Classified Personnel Salaries Staff Translator

2000-2999: Classified Personnel Salaries Staff Translator

Action #7

For Actions/Services not included as contributing to meeting the Increased or Improved Services Requirement:

Students to be Served

Location(s)

All Students

All Schools

OR

For Actions/Services included as contributing to meeting the Increased or Improved Services Requirement:

Students to be Served

Scope of Services:

Location(s)

N/A

N/A

N/A

Actions/Services

Select from New, Modified, or Unchanged for 2017-18

Select from New, Modified, or Unchanged for 2018-19

Select from New, Modified, or Unchanged for 2019-20

Modified

Modified

2017-18 Actions/Services

2018-19 Actions/Services

2019-20 Actions/Services

N/A

Continue to have seniors complete applications in advisory, monitored by College Counselor

Continue to have seniors complete applications in advisory, monitored by College Counselor

Budgeted Expenditures

Year	2017-18	2018-19	2019-20
Amount	N/A	\$27,000	\$29,000
Source	N/A	Base	Base
Budget Reference	N/A	1000-1999: Certificated Personnel Salaries College Advisor	1000-1999: Certificated Personnel Salaries College Advisor

Action #8

For Actions/Services not included as contributing to meeting the Increased or Improved Services Requirement:

Students to be Served

All Students

Location(s)

All Schools

OR

For Actions/Services included as contributing to meeting the Increased or Improved Services Requirement:

Students to be Served

N/A

Scope of Services:

N/A

Location(s)

N/A

Actions/Services

Select from New, Modified, or Unchanged for 2017-18

Select from New, Modified, or Unchanged for 2018-19

Select from New, Modified, or Unchanged for 2019-20

Modified

Modified

2017-18 Actions/Services

N/A

2018-19 Actions/Services

Continue to have seniors meet with College Advisor

2019-20 Actions/Services

Continue to have seniors meet with College Advisor

Budgeted Expenditures

Year	2017-18	2018-19	2019-20
Amount	N/A	\$27,000	\$29,000
Source	N/A	Base	Base
Budget Reference	N/A	1000-1999: Certificated Personnel Salaries College Advisor	1000-1999: Certificated Personnel Salaries College Advisor

(Select from New Goal, Modified Goal, or Unchanged Goal)

Unchanged

Goal 3

Provide an emotionally and physically safe learning environment.

State and/or Local Priorities addressed by this goal:

State Priorities: 1, 2, 4, 5, 6

Local Priorities:

Identified Need:

Every student needs a safe environment to learn.

Expected Annual Measureable Outcomes

Metrics/Indicators

Baseline

2017-18

2018-19

2019-20

Expulsion Rates

0% Expulsion Rate

N/A

Decrease expelled students to 1% or less

Decrease expelled students to 1% or less

Decrease expelled students to 1% or less	14% Suspension Rate	N/A	Decrease Suspension Rate to 11% or below	Decrease Suspension Rate to 9% or below
Chronic Absenteeism	Chronic Absenteeism is 20%	N/A	Decrease Chronic Absenteeism by 3%	Decrease Chronic Absenteeism by 3%
Graduation Rates	Graduation Rate to 87.9%	N/A	Increase Graduation Rate to 91%	Increase Graduation Rate to 92%
Dropout Rates	Decreased Dropout Rate to 4.5% for Hispanic and 10.5% for African American	N/A	Decrease Dropout Rate to 4% or less for Hispanic and 10% or less for African American	Decrease Dropout Rate to 4% or less for Hispanic and 10% or less for African American
Parent Surveys	Increase in parent feelings of safety and school connectedness to 89% or above	N/A	Increase in parent feelings of safety and school connectedness to 89% or above	Increase in parent feelings of safety and school connectedness to 89% or above

Student Surveys	75% student feelings of safety and school connectedness not collected	N/A	Increase in student feelings of safety and school connectedness to 89% or above	Increase in student feelings of safety and school connectedness to 89% or above
ADA	93.4% Average Daily Attendance	N/A	Increase ADA to 95.5% or above	Increase ADA to 96% or above

Planned Actions/Services

Complete a copy of the following table for each of the LEA's Actions/Services. Duplicate the table, including Budgeted Expenditures, as needed.

Action #1

For Actions/Services not included as contributing to meeting the Increased or Improved Services Requirement:

Students to be Served

Location(s)

All Students

All Schools

OR

For Actions/Services included as contributing to meeting the Increased or Improved Services Requirement:

Students to be Served

Scope of Services:

Location(s)

N/A

N/A

N/A

Actions/Services

Select from New, Modified, or Unchanged for 2017-18

Select from New, Modified, or Unchanged for 2018-19

Select from New, Modified, or Unchanged for 2019-20

Modified

Modified

2017-18 Actions/Services

2018-19 Actions/Services

2019-20 Actions/Services

N/A

Continue implementation of the Code of Conduct

Continue implementation of the Code of Conduct

Budgeted Expenditures

Year	2017-18	2018-19	2019-20
Amount	N/A	\$22,000	\$22,000
Source	N/A	Base	Base
Budget Reference	N/A	2000-2999: Classified Personnel Salaries Dean of Students	2000-2999: Classified Personnel Salaries Dean of Students

Action #2

For Actions/Services not included as contributing to meeting the Increased or Improved Services Requirement:

Students to be Served

All Students

Location(s)

All Schools

OR

For Actions/Services included as contributing to meeting the Increased or Improved Services Requirement:

Students to be Served

N/A

Scope of Services:

N/A

Location(s)

N/A

Actions/Services

Select from New, Modified, or Unchanged for 2017-18

Select from New, Modified, or Unchanged for 2018-19

Select from New, Modified, or Unchanged for 2019-20

Modified

Modified

2017-18 Actions/Services

N/A

2018-19 Actions/Services

Monitor attendance daily and send out attendance notifications/SARB letters as students accumulate absences.

2019-20 Actions/Services

Monitor attendance daily and send out attendance notifications/SARB letters as students accumulate absences.

Budgeted Expenditures

Year	2017-18	2018-19	2019-20
Amount	N/A	\$4,000	\$5,000
		\$13,500	\$14,000
Source	N/A	Supplemental and Concentration	Supplemental and Concentration
		Base	Base
Budget Reference	N/A	4000-4999: Books And Supplies PowerSchool	4000-4999: Books And Supplies PowerSchool
		2000-2999: Classified Personnel Salaries Office Manager	2000-2999: Classified Personnel Salaries Office Manager

Action #3

For Actions/Services not included as contributing to meeting the Increased or Improved Services Requirement:

Students to be Served

All Students

Location(s)

All Schools

OR

For Actions/Services included as contributing to meeting the Increased or Improved Services Requirement:

Students to be Served

Scope of Services:

Location(s)

N/A

N/A

N/A

Actions/Services

Select from New, Modified, or Unchanged for 2017-18

Select from New, Modified, or Unchanged for 2018-19

Select from New, Modified, or Unchanged for 2019-20

Modified

Modified

2017-18 Actions/Services

2018-19 Actions/Services

2019-20 Actions/Services

N/A

Continue to implement interventions for Tier 2 and 3 students

Continue to implement interventions for Tier 2 and 3 students

Budgeted Expenditures

Year

2017-18

2018-19

2019-20

Amount

N/A

N/A

N/A

Source

N/A

N/A

N/A

Budget Reference

N/A

Learning Specialist delivered PD

Learning Specialist delivered PD

Action #4

For Actions/Services not included as contributing to meeting the Increased or Improved Services Requirement:

Students to be Served

All Students

Location(s)

All Schools

OR

For Actions/Services included as contributing to meeting the Increased or Improved Services Requirement:

Students to be Served

N/A

Scope of Services:

N/A

Location(s)

N/A

Actions/Services

Select from New, Modified, or Unchanged for 2017-18

Select from New, Modified, or Unchanged for 2018-19

Select from New, Modified, or Unchanged for 2019-20

Modified

Modified

2017-18 Actions/Services

2018-19 Actions/Services

2019-20 Actions/Services

N/A

Continue implementation of "Own-Up" Program

Continue implementation of "Own-Up" Program

Budgeted Expenditures

Year	2017-18	2018-19	2019-20
Amount	N/A	\$22,000	\$22,000
Source	N/A	Base	Base
Budget Reference	N/A	2000-2999: Classified Personnel Salaries Dean of Students	2000-2999: Classified Personnel Salaries Dean of Students

Action #5

For Actions/Services not included as contributing to meeting the Increased or Improved Services Requirement:

Students to be Served

All Students

Location(s)

All Schools

OR

For Actions/Services included as contributing to meeting the Increased or Improved Services Requirement:

Students to be Served

N/A

Scope of Services:

N/A

Location(s)

N/A

Actions/Services

Select from New, Modified, or Unchanged for 2017-18

Select from New, Modified, or Unchanged for 2018-19

Select from New, Modified, or Unchanged for 2019-20

Modified

Modified

2017-18 Actions/Services

2018-19 Actions/Services

2019-20 Actions/Services

N/A

Implement anti-bullying activities including cyber bullying

Implement anti-bullying activities including cyber bullying

Budgeted Expenditures

Year	2017-18	2018-19	2019-20
Amount	N/A	\$250	\$250
Source	N/A	Supplemental and Concentration	Supplemental and Concentration
Budget Reference	N/A	4000-4999: Books And Supplies Community Meeting	4000-4999: Books And Supplies Community Meeting

Action #6

For Actions/Services not included as contributing to meeting the Increased or Improved Services Requirement:

Students to be Served

Location(s)

All Students

All Schools

OR

For Actions/Services included as contributing to meeting the Increased or Improved Services Requirement:

Students to be Served

Scope of Services:

Location(s)

N/A

N/A

N/A

Actions/Services

Select from New, Modified, or Unchanged for 2017-18

Select from New, Modified, or Unchanged for 2018-19

Select from New, Modified, or Unchanged for 2019-20

N/A

Modified

Modified

2017-18 Actions/Services

2018-19 Actions/Services

2019-20 Actions/Services

N/A

Address facilities issues in a timely manner to ensure the facility is in good repair

Address facilities issues in a timely manner to ensure the facility is in good repair

Budgeted Expenditures

Year

2017-18

2018-19

2019-20

Amount

N/A

\$35,000

\$35,000

Source	N/A	Supplemental and Concentration	Supplemental and Concentration
Budget Reference	N/A	5000-5999: Services And Other Operating Expenditures Facilities Maintenance	5000-5999: Services And Other Operating Expenditures Facilities Maintenance

Action #7

For Actions/Services not included as contributing to meeting the Increased or Improved Services Requirement:

Students to be Served

Location(s)

All Students

All Schools

OR

For Actions/Services included as contributing to meeting the Increased or Improved Services Requirement:

Students to be Served

Scope of Services:

Location(s)

N/A

N/A

N/A

Actions/Services

Select from New, Modified, or Unchanged for 2017-18

Select from New, Modified, or Unchanged for 2018-19

Select from New, Modified, or Unchanged for 2019-20

Modified

Modified

2017-18 Actions/Services

2018-19 Actions/Services

2019-20 Actions/Services

N/A

Implement the Code of Conduct (newly revised culture plan) and increase restorative practices

Implement the Code of Conduct (newly revised culture plan) and increase restorative practices

Budgeted Expenditures

Year	2017-18	2018-19	2019-20
Amount	N/A	N/A	N/A
Source	N/A	N/A	N/A
Budget Reference	N/A	Restorative Justice PD	Restorative Justice PD

(Select from New Goal, Modified Goal, or Unchanged Goal)

Unchanged

Goal 4

Increase services and supports for our lowest performing students that include English Learners, African-American students, and students with special needs (IEP and 504).

State and/or Local Priorities addressed by this goal:

State Priorities: 2, 4

Local Priorities:

Identified Need:

Our lowest performing students need additional targeted support

Expected Annual Measureable Outcomes

Metrics/Indicators	Baseline	2017-18	2018-19	2019-20
--------------------	----------	---------	---------	---------

Our lowest performing students need additional targeted support	63.6% Early Advanced or Advanced (Proficient)	N/A	60% of ELLs will score Early Advanced and Advanced on the CELDT/ELPAC	60% of ELLs will score Early Advanced and Advanced on the CELDT/ELPAC
RFEP Rates	47% of ELs were reclassified	N/A	Increase resignation of EL students to 50% annually	Increase the redesignation of EL students to 50% annually
IEP Student Course Completion	19% of IEP students NC'd one more classes in S1	N/A	Decrease the % of IEP students receiving NC's to 9% or below	Decrease the % of IEP students receiving NC's (Non-Credit) to 8% or below

Planned Actions/Services

Complete a copy of the following table for each of the LEA's Actions/Services. Duplicate the table, including Budgeted Expenditures, as needed.

Action #1

For Actions/Services not included as contributing to meeting the Increased or Improved Services Requirement:

Students to be Served

All Students

Location(s)

All Schools

OR

For Actions/Services included as contributing to meeting the Increased or Improved Services Requirement:

Students to be Served

Scope of Services:

Location(s)

N/A

N/A

N/A

Actions/Services

Select from New, Modified, or Unchanged for 2017-18

Select from New, Modified, or Unchanged for 2018-19

Select from New, Modified, or Unchanged for 2019-20

Modified

Modified

2017-18 Actions/Services

2018-19 Actions/Services

2019-20 Actions/Services

N/A

Continue to coach staff on implementation of ELL strategies

Continue to coach staff on implementation of ELL strategies

Budgeted Expenditures

Year

2017-18

2018-19

2019-20

Amount

N/A

\$142,000

\$75,000

Source

N/A

Supplemental and Concentration

Supplemental and Concentration

Budget Reference	N/A	1000-1999: Certificated Personnel Salaries SDAIE Professional Development	1000-1999: Certificated Personnel Salaries SDAIE Professional Development
-------------------------	-----	--	--

Action #2

For Actions/Services not included as contributing to meeting the Increased or Improved Services Requirement:

Students to be Served	Location(s)
All Students	All Schools

OR

For Actions/Services included as contributing to meeting the Increased or Improved Services Requirement:

Students to be Served	Scope of Services:	Location(s)
N/A	N/A	N/A

Actions/Services

Select from New, Modified, or Unchanged for 2017-18	Select from New, Modified, or Unchanged for 2018-19	Select from New, Modified, or Unchanged for 2019-20
	Modified	Modified

2017-18 Actions/Services

2018-19 Actions/Services

2019-20 Actions/Services

N/A

Administer ReadingPlus screener assessment to measure Reading Levels

Administer ReadingPlus screener assessment to measure Reading Levels

Budgeted Expenditures

Year	2017-18	2018-19	2019-20
Amount	N/A	\$3,000	\$8,000
Source	N/A	Supplemental and Concentration	Supplemental and Concentration
Budget Reference	N/A	4000-4999: Books And Supplies ReadingPlus	4000-4999: Books And Supplies ReadingPlus

Action #3

For Actions/Services not included as contributing to meeting the Increased or Improved Services Requirement:

Students to be Served

Location(s)

All Students

All Schools

OR

For Actions/Services included as contributing to meeting the Increased or Improved Services Requirement:

Students to be Served

N/A

Scope of Services:

N/A

Location(s)

N/A

Actions/Services

Select from New, Modified, or Unchanged for 2017-18

Select from New, Modified, or Unchanged for 2018-19

Select from New, Modified, or Unchanged for 2019-20

Modified

Modified

2017-18 Actions/Services

2018-19 Actions/Services

2019-20 Actions/Services

N/A

Continue to have Learning Specialists meet weekly with teachers to modify curriculum and make accommodations for students with special needs.

Continue to have Learning Specialists meet weekly with teachers to modify curriculum and make accommodations for students with special needs.

Budgeted Expenditures

Year

2017-18

2018-19

2019-20

Amount

N/A

\$221,000

\$300,000

Source

N/A

Base

Base

Budget Reference	N/A	1000-1999: Certificated Personnel Salaries Learning Specialists	1000-1999: Certificated Personnel Salaries Learning Specialists
-------------------------	-----	--	--

Action #4

For Actions/Services not included as contributing to meeting the Increased or Improved Services Requirement:

Students to be Served	Location(s)
All Students	All Schools

OR

For Actions/Services included as contributing to meeting the Increased or Improved Services Requirement:

Students to be Served	Scope of Services:	Location(s)
N/A	N/A	N/A

Actions/Services

Select from New, Modified, or Unchanged for 2017-18	Select from New, Modified, or Unchanged for 2018-19	Select from New, Modified, or Unchanged for 2019-20
	Modified	Modified

2017-18 Actions/Services

2018-19 Actions/Services

2019-20 Actions/Services

N/A

Purchase personalized learning systems to support blended learning in Math

Purchase personalized learning systems to support blended learning in Math

Budgeted Expenditures

Year	2017-18	2018-19	2019-20
Amount	N/A	\$2,500	\$4,000
Source	N/A	Supplemental and Concentration	Supplemental and Concentration
Budget Reference	N/A	4000-4999: Books And Supplies IXL software	4000-4999: Books And Supplies IXL software

Demonstration of Increased or Improved Services for Unduplicated Pupils

LCAP Year: 2017-18

Estimated Supplemental and Concentration Grant Funds

\$176,068

Percentage to Increase or Improve Services

4.67%

Describe how services provided for unduplicated pupils are increased or improved by at least the percentage identified above, either qualitatively or quantitatively, as compared to services provided for all students in the LCAP year.

Identify each action/service being funded and provided on a schoolwide or LEA-wide basis. Include the required descriptions supporting each schoolwide or LEA-wide use of funds.

Approximately \$176,068 of LCFF revenues are derived from Supplemental and Concentration Grants was allocated to Envision Academy. These funds will be expended in a school-wide manner because the school's unduplicated pupil count as a percent of enrollment exceeds the 40 percent threshold required to expend funds school-wide. These funds are supporting school staffing, intervention specialists, instructional coaching, college counseling support, social/emotional counseling support, technology, instructional materials, books, and other supports that meet the needs of these students.

The minimum proportionality percentage by which services for unduplicated pupils must be increased or improved as compared to the services provided to all pupils is 4.6%. This proportionality percentage will be met through a combination of targeting the increased LCFF funds towards supports that disproportionately target unduplicated pupils and through improving the effectiveness of the intervention support already provided.

LCAP Year: 2018-19

Estimated Supplemental and Concentration Grant Funds

\$902,440

Percentage to Increase or Improve Services

25.8%

Describe how services provided for unduplicated pupils are increased or improved by at least the percentage identified above, either qualitatively or quantitatively, as compared to services provided for all students in the LCAP year.

Identify each action/service being funded and provided on a schoolwide or LEA-wide basis. Include the required descriptions supporting each schoolwide or LEA-wide use of funds.

Approximately \$902,440 of LCFF revenues are derived from Supplemental and Concentration Grants was allocated to Envision Academy. These funds will be expended in a school-wide manner because the school's unduplicated pupil count as a percent of enrollment exceeds the 40 percent threshold required to expend funds school-wide. These funds are supporting school staffing, intervention specialists, instructional coaching, college counseling support, social/emotional counseling support, technology, instructional materials, books, and other supports that meet the needs of these students.

The minimum proportionality percentage by which services for unduplicated pupils must be increased or improved as compared to the services provided to all pupils is 25.8%. This proportionality percentage will be met through a combination of targeting the increased LCFF funds towards supports that disproportionately target unduplicated pupils and through improving the effectiveness of the intervention support already provided.

LCAP Year: 2019-20

Estimated Supplemental and Concentration Grant Funds

\$870,367

Percentage to Increase or Improve Services

26.4%

Describe how services provided for unduplicated pupils are increased or improved by at least the percentage identified above, either qualitatively or quantitatively, as compared to services provided for all students in the LCAP year.

Identify each action/service being funded and provided on a schoolwide or LEA-wide basis. Include the required descriptions supporting each schoolwide or LEA-wide use of funds (see instructions).

Approximately \$870,367 of LCFF revenues derived from Supplemental and Concentration Grants allocated to Envision Academy. These funds will be expended in a school-wide manner because the school's unduplicated pupil count as a percent of enrollment exceeds the 40 percent threshold required to expend funds school-wide. These funds are supporting school staffing, intervention specialists, instructional coaching, college counseling support, social/emotional counseling support, technology, instructional materials, books, and other supports that meet the needs of these students.

The minimum proportionality percentage by which services for unduplicated pupils must be increased or improved as compared to the services provided to all pupils is 26.4%. This proportionality percentage will be met through a combination of targeting the increased LCFF funds towards supports that disproportionately target unduplicated pupils and through improving the effectiveness of the intervention support already provided.